



**Output Relay Module
Type RM1
revision 02**

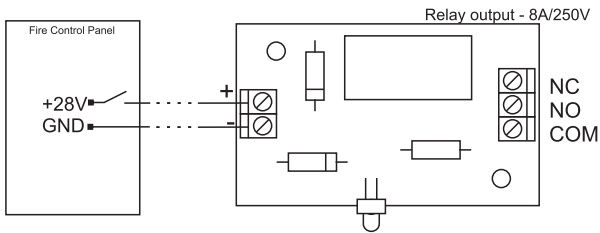
INTRODUCTION

End of line module is connected to the outputs of the fire control panel and is provided for control of all executive and interlocking units. RM1 is possible to be used with conventional fire alarm panels FS4000, FS5100, FS5200, FS5200E, but also and with addressable panels series IFS7002.

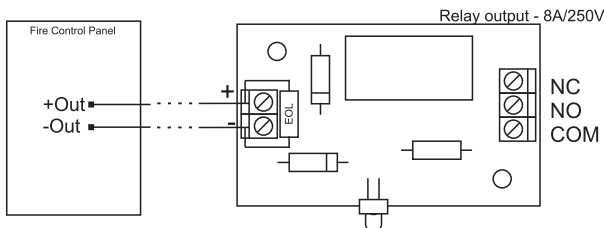
TECHNICAL DATA

Input	- (16± 30)V DC
Current consumption	- 40mA/24V DC
Output	- potential-free relay switching NO (NC) 8A/250V
Indications	- LED
Operating temperature	- from minus 10°C to 50°C
Dimensions	- (114x80x57)mm
Material	- PVC
Weight	- 0,160 kg

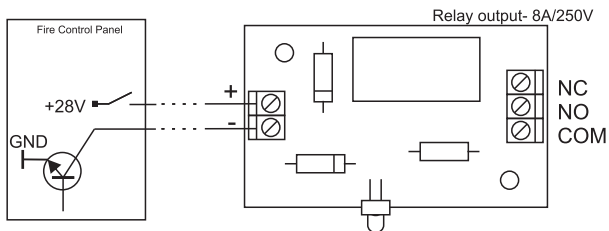
CONNECTION DIAGRAM



Connection to potential relay output of the fire control panel



Connection to controllable output of the fire control panel



Connection to output - open collector of the fire control panel



**Output Relay Module
for controllable line
Type RM2
revision 02**

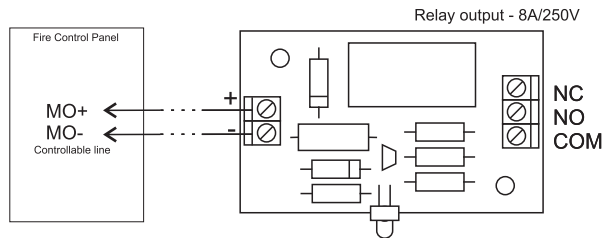
INTRODUCTION

End of line module is connected to the controllable line of the fire control panel and is provided for control of all executive and interlocking units. The usage of RM2 is with addressable fire alarm panels FS6000.

TECHNICAL DATA

Input	- (16± 30)V DC
Current consumption	- 40mA/24V DC
Output	- potential-free relay switching NO (NC) 8A/250V
Indications	- LED
Operating temperature	- from minus 10°C to 50°C
Dimensions	- (114x80x57)mm
Material	- PVC
Weight	- 0,160 kg

CONNECTION DIAGRAM



**Output Relay Module
for fire alarm line
Type RM3
revision 02**

INTRODUCTION

Provided for control of all executive and interlocking units. The unit shall be connected to a fire alarm line and is controlled by the output for remote indicator.

TECHNICAL DATA

Supply voltage	- (16± 30)V DC
Current consumption	- 40mA/24V DC
Input	- from remote indicator
Output	- potential-free relay switching NO (NC) 8A/250V
Indications	- LED
Operating temperature	- from minus 10°C to 50°C
Dimensions	- (114x80x57)mm
Material	- PVC
Weight	- 0,160 kg

CONNECTION DIAGRAM

